

# City lights

Today's Goal:

Name \_\_\_\_\_

## Step 4 Let's Read ①

本文を読んで問題の内容があっていたら T、間違っていたら F を書こう。






1. Charlie first met the girl at a flower shop.
2. The rich man gave money to Charlie, but he forgot about it.
3. Charlie got out of jail, but he could not meet the girl again.

After Reading
1. ( T / F )
2. ( T / F )
3. ( T / F )

## Step 5 Words Check ②

英文を読んで、下線部の単語の意味とイラストをマッチさせよう

1. My father is police.
2. I cannot remember his name.
3. I bought some cookies.
4. Don't touch this picture.
5. Today, there is an important exam.

a 	b 	c 
d 	E 	

**Step 6 Let's Read ②** もう一度本文を読んで、質問に答えよう！

1. Who did Charlie see on the street?

---

2. How did Charlie get one thousand dollars?

---

3. Why the police put Charlie in jail?

---

4. How many months did Charlie to get out of the jail?

---