

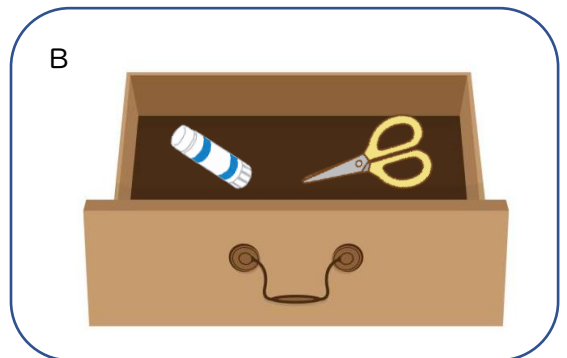
## 部屋のリフォーム大作戦!!

Step.1 Listen to the conversations and answer the questions below by choosing the pictures.

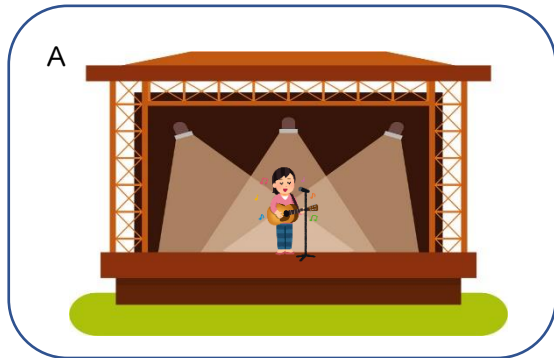
(1) Where is the cafe?



(2) Where are a glue and scissors?



(3) Where is the girl?



To  
Of  
On  
From  
At  
For  
In  
By  
Under

#### Step.4 部屋のリフォーム大作戦!!

Model Dialog     A: winner   B: loser

A: Hi,○○○. How are you?

B: Hi,○○○. I'm ( good, so-so, tired, etc...). And you?

A: I'm ( good, so-so, tired, etc...). Thank you. Then, let's play a picture matching game! Are you ready?

B: Yes. Let's start!

What item do you want to put?

A: I want to put a PC. Where is it in your picture?

B: It is on the desk.

A: OK, thanks. ( put the item)

After finished putting items...

A: Nice talking with you!

B: You, too!



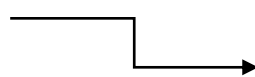
Change the role  
And repeat



自分が持っているアイテムがペアの絵の中でどこに置いてあるのかを聞いて同じ場所に置こう  
(貼っても OK)

ペアと同じ場所に置けた分だけポイントが入るぞ! (ピッタリ同じじゃなくても合っていれば○)

How many points do you get?



Points

#### Step.5

教室の中にあるものや自分の部屋にあるものがどこにあるのか前置詞を使って文章を2つ書いてみよう

Ex.) My bag is in the rocker.

---

---

A



<items>

Picture, Ball, Clock, Plant

B



<items>

Light, Stuffed animal, Cushion, Carpet

Items for worksheet A



Items for worksheet A




Items for worksheet A




Items for worksheet A




Items for worksheet B



Items for worksheet B



Items for worksheet B



Items for worksheet B

